

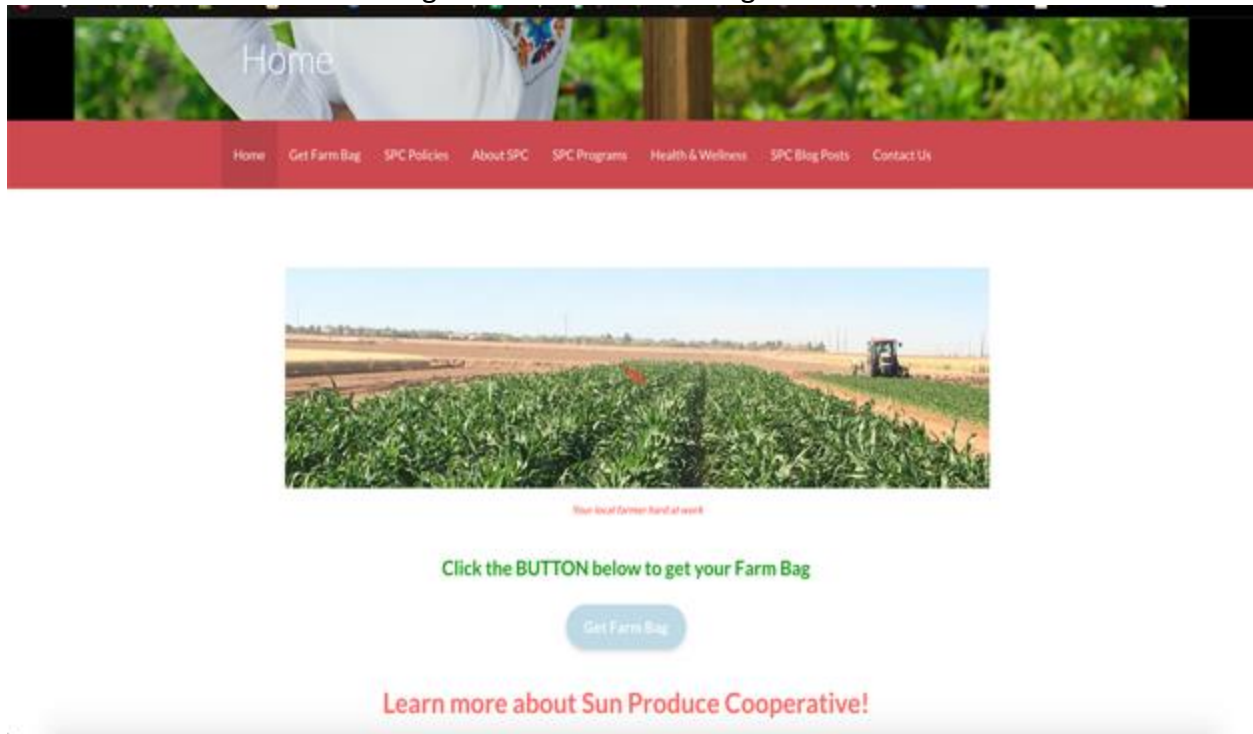


How to Sign-up for a Farm Bag

How to order your Concordia Charter School Farm Bag

Let's get started:

- Go to SunProduceCoop.org
- Click on the Get Farm Bag tab or the Get Farm Bag button



While you are on this page, please take a minute to read the Sun Produce Co-op Farm Bag program:

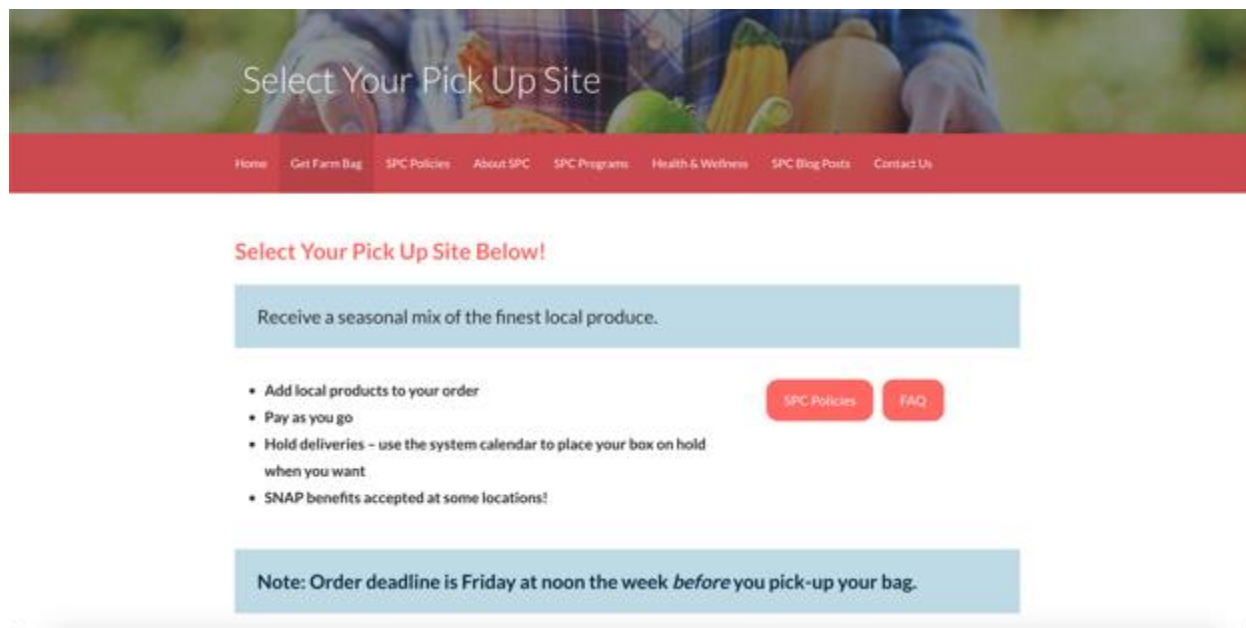
- Policies
- Statement of Privacy
- Terms and Conditions and
- FAQs (Frequently Asked Questions)!

- Be sure to note order deadline


Next, select your pick-up site. (Click on "I want this site button").



How to Sign-up for a Farm Bag



If you need directions to the site, select the Directions to Site button
Go ahead and select “I want this site” button under the Concordia Charter School icon.



Note the pick-up times and location and click on the ‘Choose’ button.



How to Sign-up for a Farm Bag

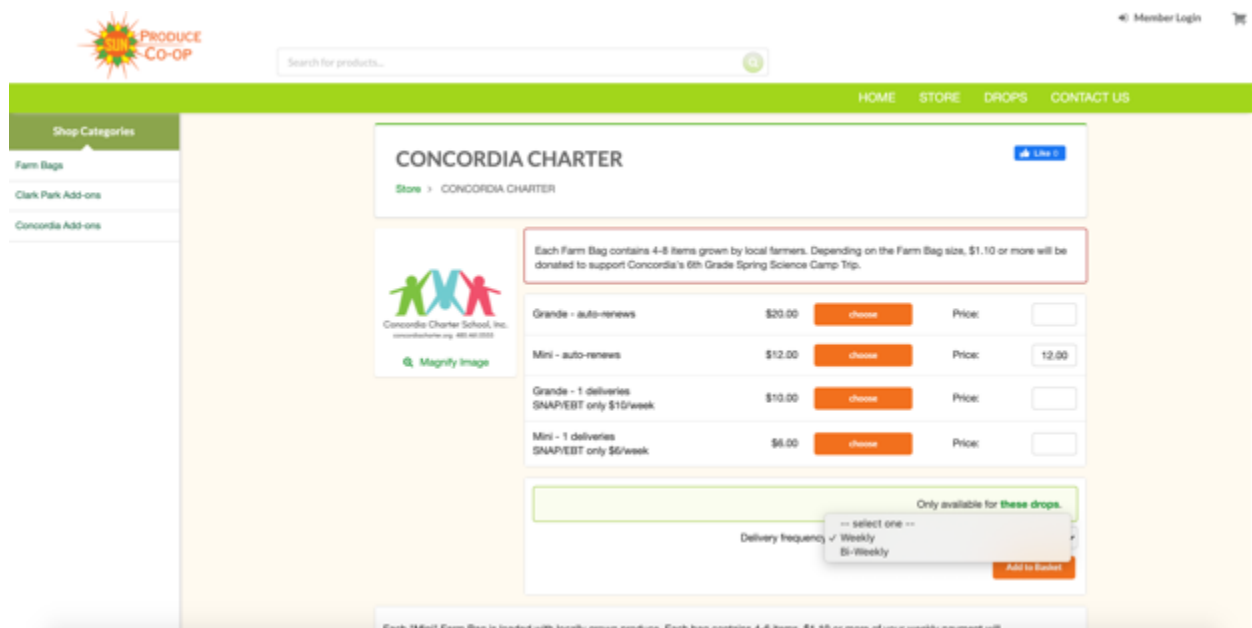
One of the great features of this software is that you will only have to tell us when you DON'T want a bag! Otherwise, your subscription will auto-renew.

On the following screen you will be able to select what size bag you want. If you are paying with credit or debit card you will choose Grande – auto renews or Standard – auto renews.

If you are using your SNAP / EBT card as payment you will choose Grande – 1 delivery SNAP / EBT or Mini – 1 delivery SNAP / EBT. Your EBT selection will also auto-renew.


Choose your bag, then click on “Add to basket.” **

** If you would like to order more than 1 bag, you will need to go through the ordering process again.





How to Sign-up for a Farm Bag

 My Account Admin Next Delivery Log Out

Eddie Case

Pick-Up Locations :

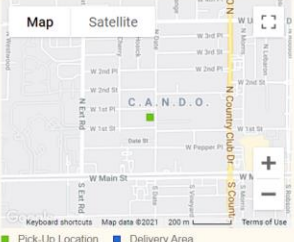
Please select the location where you would like your delivery.

Concordia Charter School

Hours: 9:00 AM to 10:30 AM

Phone: (480) 297-3342

Address: 142 N. Date
Mesa, AZ 85201



Map Satellite

Keyboard shortcuts Map data ©2021 200 m Terms of Use

■ Pick-Up Location ■ Delivery Area

Next you will see this screen where you may click on Choose to make Concordia your pick-up


HOME STORE DROPS CONTACT US Eddie Case

Shop Categories


- Farm Bags
- BUMCP Add-ons
- Tracy Dempsey Add-Ons
- Escalante Add-Ons
- Rover Farm Fresh Add-Ons
- Clark Park Add-ons
- Concordia Add-ons
- Creighton Add-ons

TRACY DEMPSEY ORIGINALS CLARK PARK CONCORDIA CHARTER


Add-Ons




BUMCP Add-ons




Tracy Dempsey Add-Ons




Escalante Add-Ons




Rover Farm Fresh Add-Ons



Clark Park Add-ons



Concordia Add-ons



Creighton Add-ons

You have 2 options to add extra items to your Farm Bag.

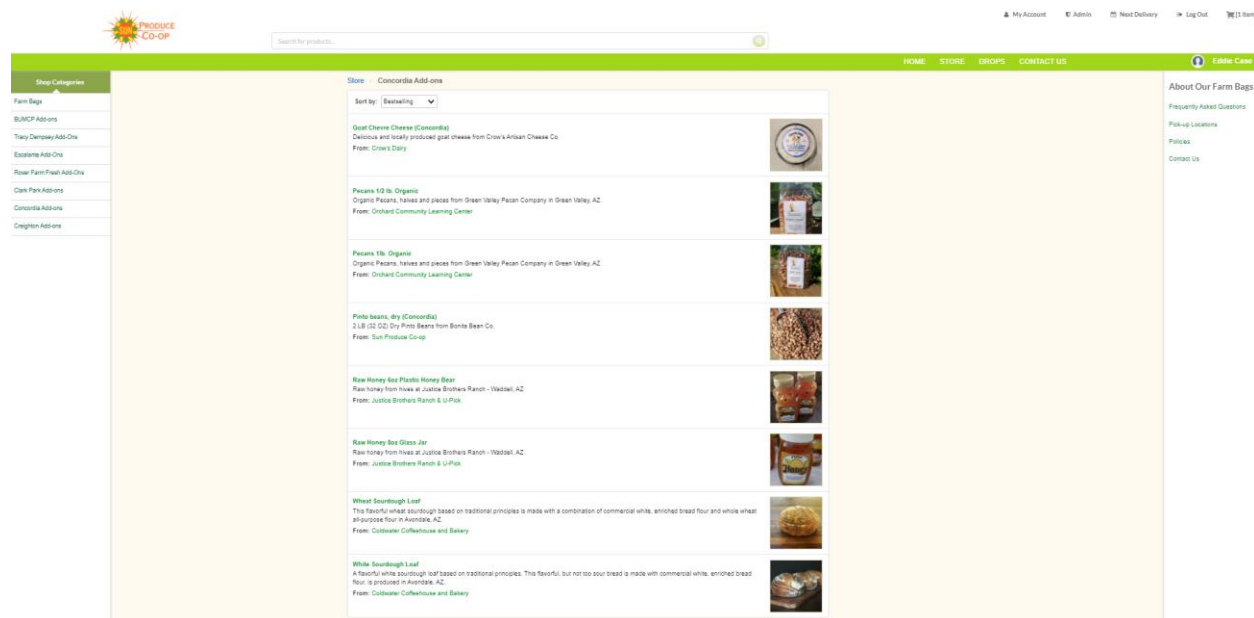
- Click on the Concordia Add-ons button in the column on the left.
- Click on the individual item in the center of the screen.

At Concordia Charter School we are pleased to offer Add-ons of local goat cheese, pecans, raw honey, white or wheat sourdough loaves, pinto beans and occasionally eggs!



How to Sign-up for a Farm Bag

On the following screen you may choose to add any or all of these items to your bag.



For each add-on you would like you will get a screen like the one below prompting you to select the quantity of the item you want – you may order multiple quantities if you like –And you need to go to each item separately to order.

NOTE: You will be asked to choose your payment method for each item.

- There is a selection for Add-ons if you are paying with credit or debit.
- There is a selection for SNAP-eligible Add-ons if you are paying with SNAP / EBT only.

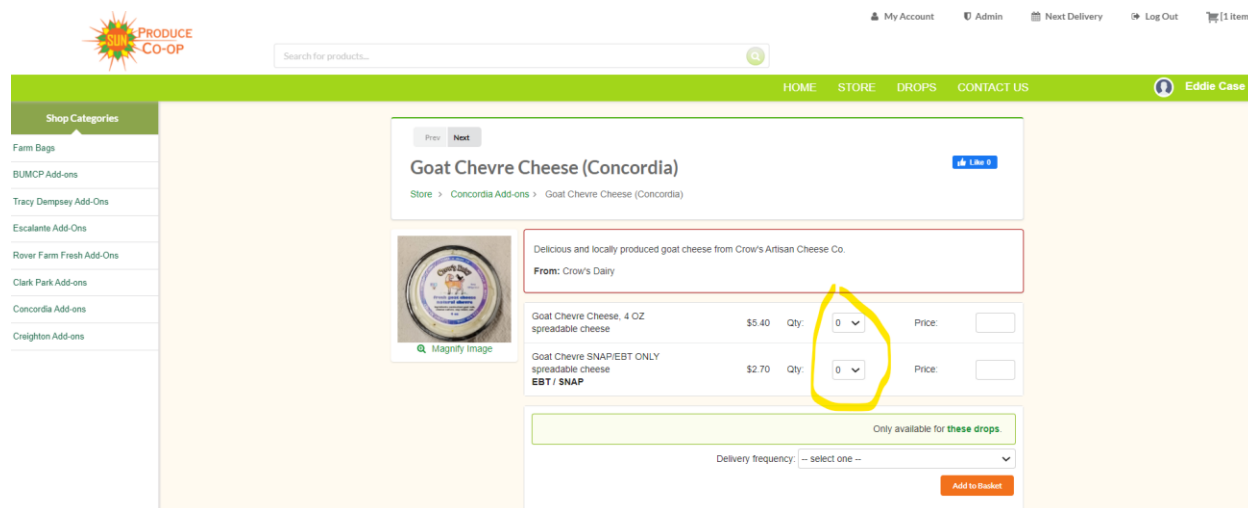
Once you have selected the payment method and quantity of the individual Add-on, you also must select 'Delivery frequency' in the right-hand corner, asking you to let us know if this is a one-time add-on to your next delivery of your Farm Bag or if you would like the Add-on for every delivery of your Farm Bag.

-Then click on Add to Basket.

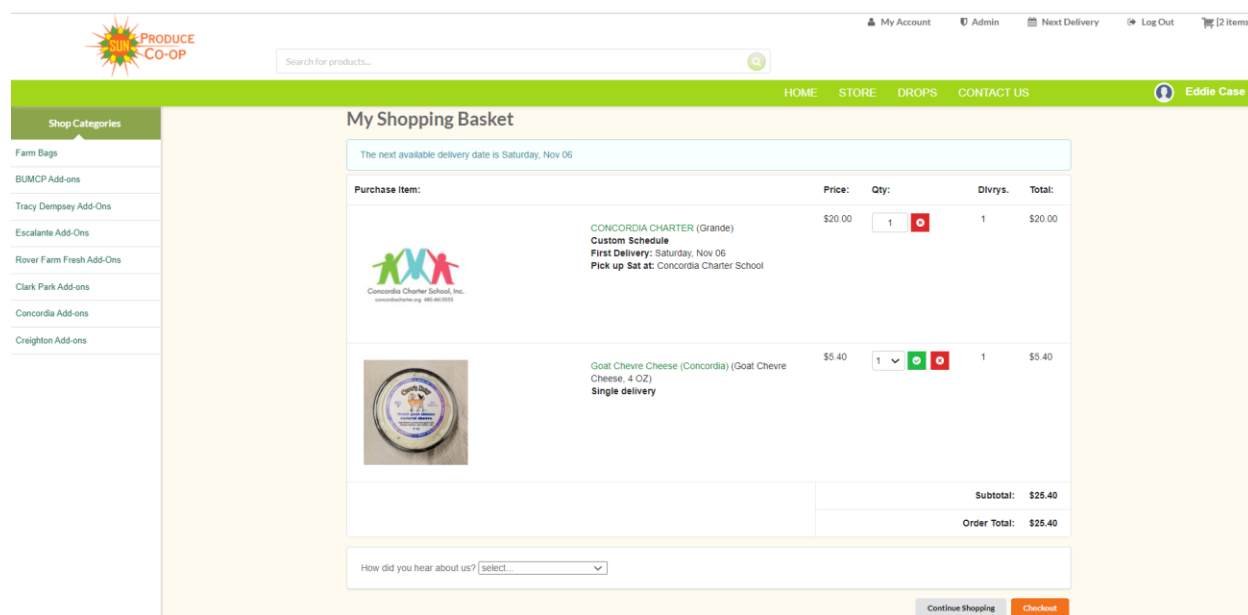
Repeat for any additional Add-on items you would like!



How to Sign-up for a Farm Bag



Once you have completed your Add-on selections a screen with your order will pop up.



Here you will note the next delivery date, and review what is in your basket.

And you may either “Continue Shopping” or click on “Checkout” at this point. (Please be sure to fill out the ‘How did you hear about us’ drop-down in the left bottom corner of the page – to help us improve outreach).

The next page is where you enter your delivery and contact information. You only have to do this one time.



How to Sign-up for a Farm Bag

The first time you subscribe you will be asked to create an account and from then on you will be able to click on log-in as a returning user. This is the screen you will see:

This screenshot shows the login page of the Sun Produce Co-Op website. At the top left is the logo, and at the top right are links for "Member Login" and a shopping cart icon showing "[2 items]". A green navigation bar contains a user profile icon and the name "Dave Brady". The main heading is "Login or continue as a new user". Below this, there are two columns. The left column is for existing users, with a heading "I Have a Login Account" and instructions to log in. It includes input fields for "Email address:" and "Password:", a "Remember me on this computer" checkbox, a "Forgot your password?" link, and a "Log in" button. The right column is for new users, with a heading "New Users" and instructions to create an account. It includes a "Continue Checkout" button. At the bottom, there is a feedback box with a thumbs-up icon and a "Please let us know!" link. The URL "https://sunproducecoop.org" is visible in the bottom left corner.

Once you are logged in you will see this Delivery and Contact screen:

This screenshot shows the "Delivery and Contact Information" page of the Sun Produce Co-Op website. At the top left is the logo, and at the top right are links for "My Account", "Admin", "Log Out", and a shopping cart icon showing "[2 items]". A green navigation bar contains a user profile icon and the name "Dave Brady". The main heading is "Delivery and Contact Information". Below this, there is a message: "The products you've ordered will be delivered to: Clark Park Community Garden." A white form box contains the following fields: "First Name" (with "Sun" entered), "Last Name" (with "Produce" entered), "Email" (with "sunproducecoop@gmail.com" entered), and "Phone" (with "(602) 555-1234" entered). To the right of the form, the "Subtotal: \$25.50" and "Order Total: \$25.50" are displayed. A "Continue" button is at the bottom right of the form. Below the form, there is a checkbox labeled "Sign up for updates and special offers" which is checked. The URL "https://sunproducecoop.org" is visible in the bottom left corner.

If everything is correct, click on Continue.

If you are using debit or credit this screen will come up.



How to Sign-up for a Farm Bag

Billing Information (admin)

Subtotal: \$25.50
Tax: \$0.00
Order Total: \$25.50

credit / debit card

Billing Name: Sun Produce Cooperative
Address: 123 Main Street
City: Phoenix State: Arizona Zip: 85012 (5 digits)
Card Type: Visa Card Number:
Expiration: Month Year Security Code:
I Accept these Terms

If you are using SNAP / EBT to pay this screen will come up. SNAP / EBT is not yet able to be processed online so you will need to bring your card to each pick-up.

Check “I accept these terms” and click on confirm order!

You will get an email confirming your order and payment.

Billing Information (admin)

Subtotal: \$25.40
Tax: \$0.00
Order Total: \$25.40

How would you like to Pay?

☒ EBT / SNAP (Change) ☐ VISA

EBT / SNAP
Bring your EBT card with you to your pick-up location. Note that we have reserved food for you and if you do not show up that food will go to waste.

You are ordering a subscription that ships automatically after every delivery. Your credit card will be charged for the next scheduled delivery except for deliveries you put on hold and until you cancel your subscription. Your first delivery will be on Saturday, Nov 26.

If you have signed up for the SNAP/EBT payment method, please bring your SNAP/EBT/QUEST card to each pick-up.

Please understand that we do not guarantee amounts in each share, and we don't offer refunds if disaster strikes. What we offer is fresh, local, organic, healthy and a big warm smile that comes with providing you with a piece of land that is increasingly able to grow as much high-quality food as our membership requires.

☒ I Accept these Terms

Confirm Order



How to Sign-up for a Farm Bag

HOW TO PUT YOUR BAG ON HOLD - If you wish to place a future bag on hold, click the date on the delivery calendar then click the Hold Delivery button.

The screenshot shows the user's dashboard for the 'CONCORDIA CHARTER / Grande' delivery. The 'Hold Delivery' button is circled in yellow. The delivery calendar on the right shows the date 6th of November 2021 highlighted. The subscription details show 'Goat Chevre Cheese (Concordia)' with a quantity of 1.

Congratulations! Your future bag is now on hold.

The screenshot shows the same dashboard, but the status has changed to 'On Hold'. A large red 'On Hold' text is overlaid on the subscription details. The 'Delivery Held' button is now visible. The delivery calendar on the right shows the date 6th of November 2021 highlighted.

Please note: Placing a future bag on hold does not cancel your subscription!

HOW TO CANCEL YOUR SUBSCRIPTION - While we hate to see you go, we understand you may want or need to cancel your subscription at some point. Here is what to do. To cancel your subscription, log into your member dashboard, click on "view modify subscription," select "cancel my subscription." At this point a box will pop up. Just select "cancel my subscription" again. From here, you will get a confirmation page. If you do not, please notify us at sunproducecoop@gmail.com.

Thank you for your support for Concordia Charter School, as well as local farms and Sun Produce Co-op.